



JJMMC



Vol-15

Issue-1

January 2019

Voice

Official Quarterly News Letter Publication of
JJM Medical College, Davangere



CME -GLAUCOMA MANAGEMENT: SIMPLIFIED



CLINICO-PATHOLOGICAL CASE DISCUSSION ORGANISED BY ACADEMIC BODY



WORKSHOP ON SURGICAL SKILLS ORGANISED BY JUNIOR DOCTORS ASSOCIATION



CME ON RECENT UPDATES IN RNTCP



J. J. M. Medical College, Davangere.

NEWS LETTER COMMITTEE

Patrons :

Dr. Shamanur Shivashankarappa
MLA, Hon. Secretary, BEA

Sri S. S. Mallikarjun
Joint Secretary, BEA

Advisory Board :

Dr. H. Gurupadappa,
Director, P. G. Studies & Research
Dr. M. G. Rajasekharappa,
Director, General Administration

Chairman :

Dr. Murugesh S. B.
Principal

Editor :

Dr. Santhosh C. S.
Professor & Head, Forensic Medicine

Associate Editor

Dr. Seema Bijjaragi
Professor of Pathology
Dr. Vardendra Kulkarni
Associate Professor of Pathology

Scientific Committee:

Dr. G. Guruprasad
Professor of Neonatology
Dr. C. Y. Sudarshan
Professor & Head of Psychiatry
Dr. Mohan Marulaiah
Director of Bapuji Child health Institute
Dr. M. G. Usha
Professor of Microbiology

Executive Committee:

Dr. B. R. Uma, Professor of Anaesthesia
Dr. G. R. Veena, Professor of OBG
Dr. Vidya, Professor of Community Medicine
Dr. Rajani, Associate Professor of Biochemistry
Dr. Anjana Telkar, Associate Professor of Microbiology
Dr. Ashwini, Assistant Professor of Physiology
Dr. Santhosh, Assistant Professor of Pharmacology
Dr. Karthik Sasalu, Assistant Professor of Medicine
Dr. Harish Kulkarni, Assistant Professor of Psychiatry
Dr. Sowmya, Assistant Professor of Dermatology
Dr. Akshay Hiremath, Assistant Prof. of Respiratory Medicine
Dr. Punith, Assistant Professor of ENT



From the desk of the Principal

At the outset I would like to wish a very happy and prosperous year 2019 to one and all. The previous year has been an academic feast at our campus, as we hosted state conference, various CME's and workshops throughout the year. Guest lecturers were delivered by our faculty members and oral and paper presentations were done by our postgraduates adding laurels to our academic achievements. I am pleased to share that our student Abhishek. G.U has secured 8th rank in the university in IIIrd MBBS part II examinations. In the recently concluded Rajiv Gandhi university exams 8 undergraduates and 34 postgraduates have secured university ranks in various subjects. I congratulate them on their achievement and wish them good luck for their future endeavors. The campus in all set to host the graduation ceremony in March 2019, I wish the event a grand success.

Principal

Contents

- ▶ Academics and Achievements
- ▶ Postgraduate Section
- ▶ Original Article



The Chairman / The Principal
J. J. M. Medical College

Davangere - 577 004.

Ph : +91-8192-231388, 253850-59 Ex.101 / 104
Fax : +91-8192-23188, 253859 www.jjmcc.org

Disclaimer : Views and opinions expressed in the newsletter are not directly that of the editor or the editorial board. For any clarification, author of the article is to be contacted.



Academics & Achievements

DEPARTMENT OF ANATOMY

Voluntary Body Donation Association

Seventh Annual Conference of Voluntary Body Donation Association was conducted on 15/12/2018. Free health check-up and free routine investigations were organized for Body Donors from 9.00 am to 4.00 pm. Programme to felicitate the registered Donors was held at library auditorium at 11.30 AM.

Chief Guests of the programme Sri.Kengabalaiah, Senior Civil Magistrate, Davangere and Sri. Chetan. R Superintendent of police, Davangere inaugurated the programme and highlighted the importance of Body Donation. The awareness of Body Donation was presented as skit by first year MBBS students.

Special invitees of the programme Sri.Rajanahalli L. Ramanand, BEA President, Smt. KiruvadiGirijamma, BEA Member, Sri. H.B. Manjunath, Cartoonist and Photographer, Dr. ManjunathAlur, Dean, Research and Development. Smt. H.Karibasamma, retired teacher and one of the first registered donors graced the occasion. Dr. S. B. Murugesh, Principal presided over the programme. The Programme was attended by 150 people and around 50 donors were felicitated.



DEPARTMENT OF MICROBIOLOGY

Dr. Hanumanthappa A R , Professor of Microbiology delivered a guest lecture on " An overview of Oncogenic viruses" as a part of "CME ON ONCOSCIENCE 18" at Malabar Medical college & Research Centre, Atholi, Calicut, Kerala on 3rd Nov 2018

Department of Pathology :-

ACADEMIC ACTIVITIES ORGANIZED IN DEPARTMENT:

1. Guest Lecture on Antibody screening/ identification & Workshop on Automated Blood Grouping on 30.07.2018:

Mr. Dilram Silpakar, from Ortho Clinical Diagnostics demonstrated Autoview, Automated Blood Grouping System & discussed about advances in Blood Grouping. Faculty & Postgraduates actively participated in the workshop.

2. Slide Seminar on Histopathology & Cytopathology :

Dr. Manjula, Additional Professor, Sri Devaraj Urs Medical College, Tamaka, Kolar & Dr. Syam Sundar Rao, Associate Professor, Department of Pathology, Narayan Medical College, Nellore conducted slide seminar for postgraduate students.

Academic activities of faculty:

1. DrChatura K R

- ◆ Clinicopathological case discussion: "Mystery cyst" An interesting case, on 4th October 2018, at Academic body meeting, JJMMC, Davangere.
- ◆ Talk: "Current concepts in ovarian epithelial tumors" in CME Update on urogenital pathology, at Sri Manakula Vinayagar Medical College and Hospital, Puducherry on 17th November 2018
- ◆ Talk: "Practical points in gastric biopsy" at PESIMSR, Kuppam on 20th November 2018
- Slide seminar: "Eye opener of lesions", at PESIMSR, Kuppam on 20th November 2018
- ◆ Talk: "Careers in medical field" in Career guidance sessions on 6th Oct 2018, at St Paul's PU College, Davangere.

2. Dr Suresh Hanagavadi: Resource Person for "Training Government doctors on "Diagnosis & Management of Hemophilia" at District (Ghousia) Hospital, Ballari on 18.11.2018

Academics & Achievements



3. **Dr. Sunilkumar.K.B**, Professor, **Dr. Vardendra Kulkarni**, Associate Professor and Mr. Nagaraj.G.S, technician from Department of Pathology attended the course on MITS technique for Pathologists at Central hospital Maputo, Mozambique from 22-04-2018 to 27-04-2018.



Bapuji hospital blood bank activities:

SL NO	Date	Camp/ Place	No. of donors
01	14.06.2018	World Donors' Day celebration at Bapuji Hospital (voluntary blood donation camp)	14
02	01.08.2018	BDCH (Voluntary blood donation camp)	35
03	30.08.2018	Lecture on antibody screening and identification: Workshop on automated blood grouping- Venue: Seminar hall, Department of Pathology; Guest speaker- Mr. DILRAM	
04	20.09.2018	Angodu PU college (Voluntary blood donation camp)	42
05	25.09.2018	Government Degree College, Davangere (Voluntary blood donation camp)	52
06	26.09. 2018	BDCH (Voluntary blood donation camp)	72
07	03.10.2018	Harappanahalli, Davangere (Voluntary blood donation camp)	104

Publications:

"A Correlation Study between Clinical, Histomorphological Features and Estrogen and Progesterone Receptors and Her2/Neu Expression in Carcinoma Breast". Bindu B.J, Suresh K.K, Chatura K.R, Sunil Kumar K.B. Indian Journal of Pathology: Research and Practice 2018: 7; 1031 1037

"Diaphragm Disease of Small Bowel - The Unsolved Mystery and an Emerging Disease" Case report. Rudraiah HGM, Prakash MG, Siddharth VK, Basavaraj C, Chatura KR, Aniruddh Desai. International Journal of Medical Science and Innovative Research 2018:3;42-46

Department of Pharmacology:-

Departmental Activities:

Department of Pharmacology, J.J.M Medical College conducted a CME on "Recent updates in RNTCP". Physicians were trained about the methodology, channels for reporting ADR's and about NIKSHAY (IT base platform for the National Tuberculosis Program Surveillance System).

Staff Activities:

1. Dr. Santosh Kumar M, Asst. Professor, Department of Pharmacology delivered a talk on "Pharmacovigilance in RNTCP" in CME "Recent updates in RNTCP" on 22/12/18 at Library auditorium.



Academics & Achievements



Publication:

Dr. Narendranath S, DrDinakar, DrVidya H, DrShashikala GH. "Comparative study of variation in blood pressure and heart rate among normotensive patients and hypertensive patients receiving angiotensin receptor blocker during surgery under spinal anesthesia". Published in National Journal of Physiology, Pharmacy and Pharmacology. 2018; 8(12): 1581- 1586.

Department of Community Medicine:-

The 30th Annual Conference of Karnataka Association of Community Health, 2018 with the theme of "Technology in Public Health" was organised by Department of Community Medicine, J.J.M. Medical college, Davanagere on 29th and 30th September with the blessings of chief patrons Dr Shree Shamanur Shivashankarappa and Shree S.S. Mallikarjun.

Inaugural function was presided by the chief guest Dr S. Sachidananda Vice-chancellor of RGUHS.

Dr. Balu P.S. was the organising chairman and Dr Rajeev K.H. was the organising secretary.

337 delegates from different parts of Karnataka and other states attended the conference and took part in the grand academic feast. Conference included 211 scientific presentations from eminent faculty and post graduate students within the state, outside the state and country.

Staff presentations at KACHCON - 2018

Sl. No.	Name	Topic
1.	Dr. Balu P.S. Professor and Head	Alcohol and condom use among HIV positive female sex workers
2.	Dr.Rohit A. Assistant Professor	Pattern of biomedical technology in public health across search engines - an internet based study
3.	Dr.Shubha D.B.	Assistant ProfessorSocio-demographic profile and s patial distribution of people with diabetes mellitus - An explorative study using GIS in urban field practice area of JJMMC, Davangere

2nd International NIN Centenary conference was held from 11th to 13th November 2018 at National Institute of Nutrition, Hyderabad.

Sl. No.	Name	Topic
1.	Dr. Mane Kusum S. Associate Professor	Dietary pattern among Gestational Diabetes women attending antenatal clinic of tertiary care teaching hospital
2.	Dr.Shubha D.B. Assistant Professor	Nutritional practice and taboos during pregnancy and postpartum period among women in urban slums of central Karnataka, India

Academics & Achievements



Dr. Shubha D.B. Assistant Professor, attended 'Health System Strengthening workshop' held Puducherry jointly organised by PGIMER, Chandigarh and JIPMER from 22nd October to 26th October 2018.
World AIDS Day 2018

World AIDS Day 2018

World AIDS Day 2018 (1st December) was observed by Department of Community Medicine, JJMMC through various activities.

1. Painting competition for undergraduates & interns of JJM Medical College on 1st December 2018. Theme for the competition was "Know your status".



2. By spending a day with children living with HIV/AIDS and organizing various cultural and extracurricular activities. A total of 35 children actively participated in the program. Drawing competition based on the theme **"My Future Story"** was organized. All the children received a return gift box containing stationaries and books contributed by the students, faculty, administration of JJMMC and District TB Office.

3. Essay competition was conducted for PU and High School students of Government School - Kukkuwadawhere nearly 133 students actively participated and gave their perspective on this year's World AIDS Day theme - **"Know your status"**

4. Interns (Devak Babu, Abhishek, Sunaina, Saloni, Harsha, Sanjana, Amith, Radhika) performed a skit which created awareness about the various modes of transmission of HIV, stigma associated with the disease and the importance of preventive measures.



Department of Ophthalmology:-

1. Dr. Ravindra Banakar, Professor & HOD, has been elected as Senate member of Rajiv Gandhi University of Health Sciences, Bengaluru. He won the elections held on 30/10/18 by a thumping majority and secured the maximum number of votes among all the elected representatives. This is his third term as a Senate member of the RGUHS in the Professor category.
2. 37th Annual Conference of the Karnataka Ophthalmic Society (KOSCON 2018) held at A.J. Shetty Institute of Medical Sciences, Mangalore between 7th to 9th December 2018.



Academics & Achievements

- ◆ Dr. Ravindra B (Professor and HOD) and Dr. Manjunath BH were invited as Chairpersons at the conference.
- ◆ Dr. Shivayogi Kusagur participated as guest faculty and gave a talk on "Orbital tumours- an overview".
- ◆ Dr. Anitha. S. Maiya was a panelist in a Panel discussion on Glaucoma management and was a Co-instructor in an Instruction course on "Applications of Nd:YAG Laser in Ophthalmology".
- ◆ A total of 10 papers and 16 posters were presented by our faculty and postgraduate students.

3. A State-level CME programme was conducted on 28/10/18 in association with Karnataka Ophthalmic Society and Davangere Ophthalmic Association. The CME organised in the Library auditorium was titled **Glaucoma Management: Simplified**.

The CME was inaugurated by our Honourable Chairman, Dr. Shamanur Shivashankarappa who also addressed the audience.

The eminent speakers who participated in the CME were:

- ◆ Dr. Jnaneshwar Prasanna, Glaucoma Consultant, Globe Eye Foundation, Hoskote.
- ◆ Dr. Kamala S., Glaucoma Consultant, Sankara Eye Hospital, Shimoga.
- ◆ Dr. Sirish Nelivigi, Nelivigi Eye Hospital & Surgical Centre, Bellandur.
- ◆ Dr. Shilpa N, Aastha Superspeciality Eye Hospital, Bengaluru.
- ◆ Dr. Swati R, Glaucoma Consultant, Mysore Medical College, Mysore.
- ◆ Dr. Vaasu Thimmaiah, Glaucoma Consultant, Globe Eye Foundation, Hoskote.

Various aspects of Glaucoma management like errors in diagnosis and treatment, medical and surgical management of glaucoma, detection of glaucoma progression and newer advances in the field of glaucoma was discussed by the speakers. The speakers also interacted with the delegates during the panel discussion. The CME was attended by more than 100 delegates.


Department of Psychiatry :-

Dr. K. Nagaraja Rao - Senior Professor of Psychiatry, J.J.M Medical College, Davangere delivered a talk addressing first year B.Sc and GNM students of Bapuji college of Nursing, Davangere on the occasion of Orientation day on 16/11/2018. There were around 100 students who actively participated in the discussion on the topic.

Department of Psychiatry, J.J.M. Medical College, Davangere organized an academic programme on Parkinson's disease on 19/12/2018. Introductory remarks were given by Dr. Sudarshan C.Y - Prof & HOD, Department of Psychiatry, J.J.M Medical college.

Dr. Salma Suhana -senior resident, Department of Neurology, S.S.I.M.S & R.C was the speaker for the first session. She spoke on "Management of Parkinson's disease" and discussed pharmacological and other biological methods of treatment. Dr. Rajeev Swamy - Associate Prof of Psychiatry, S.S.I.M.S & R.C was the chairperson for the session. Dr. Vathsalya .S. Gowda - junior resident, Department of Psychiatry, J.J.M Medical college spoke about Dopamine Agonist – Ropinirole. The session was chaired by Dr. Shashikala – Prof & HOD of Pharmacology, J.J.M Medical college. Dr. K. Nagaraja Rao – Senior Professor, Department of Psychiatry, J.J.M Medical College gave the concluding remarks.

A symposium was organised on Obsessive compulsive disorder on 13/1/2019 between 10AM to 2.30PM. The symposium consisted of 6 sessions. Post graduate students of Department of Psychiatry presented different aspects of OCD.



Department of General Surgery

List of publications 2017-2018

TITLE AND JOURNAL NAME	AUTHOR	CO-AUTHOR
1. A rare case report of gastroduodenal stromal tumor. <i>IJSR VOL5 2017.</i>	Dr. S N Somashekhar	Dr. SiddharthKalke
2. Gastrointestinal stromal tumours: case series of a single institution experience. <i>IJSR VOL5 2017</i>	Dr. S N Somashekhar	Dr. SiddharthKalke
3. Dermoid cyst of neck: a diagnostic dilemma and a therapeutic challenge. <i>IJHNS 2017</i>	Dr. S N Somashekhar	Dr. AtulKulkarni
4. The Superior Mesenteric Artery syndrome : A Diagnostic Dilemma . J Pub Health Med Res	Dr. S N Somashekhar	Dr. Ashwin Raja A
5. Bottle neck around penile neck: a novel perversion. <i>ISJ VOL5 2018</i>	Dr. Deepak G Udupudi	Dr. SiddharthKalke
6. UBI EST Morbus-Where is the Disease? IJSR VOL 6 Issue 9, September 2017	Dr. Deepak G Udupudi	Dr. Rasheeda H
7. A rare case report of cholangiocarcinoma presenting as a mandibular swelling. <i>IJSR JAN 2018</i>	Dr. Prakash MG	Dr. SiddharthKalke Dr. AnjanaKaza
8. A single centre colonoscopy audit and its importance in colorectal carcinoma detection rate in the society. <i>IJCMAAS May 2018</i>	Dr. Prakash MG	Dr. AnjanaKaza Dr. SiddharthKalke
9. A rare case report of abdominal wall necrotizing fasciitis due to tight clothing. <i>IJAR FEB 2018</i>	Dr. G C Edagunji Dr. Susruth Maralihalli	Dr. SiddharthKalke Dr. AnjanaKaza
10. A novel treatment protocol in acute pancreatitis: the first double blinded comparative trial of omega 3 fatty acid infusion versus octreotide. <i>ISJ DEC 2018</i>	Dr. Rudraiah HGM	Dr. SiddharthKalke
11. A rare case report of retrograde air embolism and phenytoin extravasation causing acute superficial venous thrombosis and purple glove syndrome of the upper limb. <i>IJMSIR SEPT 2018</i>	Dr. Rudraiah HGM	Dr. SiddharthKalke
12. A rare case report of lupus associated pancreatitis with Evan's syndrome complicated by huge pseudocyst of pancreas. <i>JCRI JULY 2018</i>	Dr. Rudraiah HGM	Dr. SiddharthKalke



Academics & Achievements


13. Diaphragm disease of small bowel- the unsolved mystery and an emerging disease. <u>IJMSIR SEPT 2018</u>	Dr.Rudraiah HGM	Dr.SiddharthKalke
14. A rare case report of large perinephric hematoma in a case of ADPKD. <u>JMRPS AUG 2018</u>	Dr.Rudraiah HGM	Dr.SiddharthKalke
15. A rare case report of sclerosingmesenteritis presenting as a huge abdominal mass. <u>JCRI DEC 2018</u>	Dr.Rudraiah HGM	Dr.SiddharthKalke
16. A stitch in time saves nine. <u>IJCMR JAN 2018</u>	Dr.Rudraiah HGM	Dr.SiddharthKalke

Department of General Medicine:-

A CME titled "Davangere Lives-An initiative for better life care" was conducted on 23/12/2018 at library auditorium. Dr.Y.Shashidhar, Dr.Soumya Sathyan & Dr.Nataraj.M.R post-graduates Department of General Medicine won the second place with cash prize at Mysore Physician Medicine & Research trust MPMRT (Mysore)-2019 held from 04th to 07th January 2019.

Department of Emergency Medicine:-

A three day workshop was organised from 28th to 30th Dec 2018 on "Basic life support & Advanced life support" certified by American heart Association in collaboration with IEMS, Kottayam, Kerala



Department of Neonatology:-

A workshop titled "First golden minute project" was organised jointly by Department of Paediatrics & Department of Neonatology on 15-12-2018 at CHI auditorium



Academics & Achievements



Department of Anaesthesiology:-

Staff presentations at various conferences & CMEs:

Sl: No:	Staff Name & Designation	Topic	Venue
1	Dr. Ravi. R, Professor & HOD	How To Improve The ICU Outcomes	66th Annual conference of Indian Society Of Anaesthesiologists at Agra, August 25 th -29 th , 2018
2	Dr. M. J. Mahanthesha Sharma, Professor	ERCP under Anaesthesia In Prone Position	66th Annual conference of Indian Society Of Anaesthesiologists at Agra, August 25 th -29 th , 2018
3	Dr. Shilpashri M. B., Associate Professor	Point Of Care Coagulation Testing In Parturients	66th Annual conference of Indian Society Of Anaesthesiologists at Agra, August 25 th -29 th , 2018
4	Dr. M. J. Mahanthesha Sharma, Professor	Bloodless Surgical Field For FESS	14th West zone conference at Shirdi (Maharashtra) 5 th - 7 th October 2018
5	Dr. Ravi. R, Professor & HOD	Low Flow Anaesthesia	CME on "Anaesthesia Re-envision" at MMC, Mysore, January 6 th 2019
6	Dr. Ravi. R, Professor & HOD	Blood and Blood Products	CME at Gadag Institute Medical College, on 20 th January 2019.
7	Dr. M. J. Mahanthesha Sharma, Professor	Steroids and Diuretics in Anaesthesia	ACME 2019 on 20 th January 2019, at Vydehi Institute of Medical Center & RC, Bangalore.

POST GRADUATE ACTIVITIES

Department of Pathology Karnataka state Annual Pathology Conference (KAPKON) from oct 4th to 6th 2018 at NIMHANS convention Centre Bengaluru

Sl: No:	Name of presenter	Paper/ Poster	Topic	Co-Authors
01	Dr.Himani Gupta	Paper	Not so benign: Pleomorphic adenoma	Dr. Suresh Hangawadi Dr.Rajasekhar K. S
02	Dr.Anvita Nilekani	Poster	Sinonasal polyps- A benign masquerade (case series)	Dr.Thippeswamy N. T. R Dr.Hadiya Naureen Dr.Rajasekhar K. S
03	Dr.Nisarga Rani R	Paper	A clinicopathological study of ameloblastoma- experience at a tertiary care institute	Dr.Vardendra Kulkarni Dr.Rajasekhar K. S
04	Dr.Gowri Prabhu	Poster	Nucleated red blood cell count as a prognostic indicator in predicting the immediate outcome in NICU babies	Dr. Sunil Kumar K. B Dr. S. B. Patil Dr.Guruprasad
05	Dr.Yashaswini	Paper	Bone marrow findings in pancytopenia	Dr. Suresh Hanagawadi Dr.Rajasekhar K. S

Department of Ophthalmology

37th Annual Conference of the Karnataka Ophthalmic Society(KOSCON 2018) held at A.J.Shetty Institute of Medical Sciences, Mangalore between 7rd to 9th December 2018.



Academics & Achievements

Presenting author	Chief Author	Title of the paper
1. Dr. ShruthiMuddebhihal	Dr. RavindraBanakar	Corneal endothelial changes in diabetics after SICS
2. Dr. TasneemNemuchewala	Dr.RavindraBanakar	Potential for Hospital Cornea Retrieval Program in BEH,Davangere
3. Dr. YadhavAkhileshRamlal	Dr. Dr. Suryaprakash A V	Evaluation of macular edema after Intravitreal Triamcinolone Acetonide in pseudophakics
4. Dr. Mainak Raychoudhri	Dr. Prabhudeva H	Evaluation of VF progression in patients with early manifest glaucoma
5. Dr. Sunil.J. Meharwade	Dr. Shivanna K R	Intravitreal Bevacizumab for the treatment of diabetic macular edema
6. Dr. Supriya	Dr. Manjunath B H	Endothelial cell changes after SICS v/s Phacoemulsification
7. Dr. Supriya	Dr. Manjunath B H	IOP changes after SICS v/s Phacoemulsification
8. Dr. PushkarBhadani	Dr. Shivayogi R Kusagur	A rare case of ONH Glioma in adults.
9. Dr. ApoorvaShetty	Dr. Anitha S Maiya	Socioeconomic barrier limiting utilization of free cataract surgery in Central Karnataka
10. Dr. ShruthiMuddebhihal	Dr. Anitha S Maiya	Outcomes of combined Manual Small Incision Cataract Surgery with Trabeculectomy in patients with co-existent cataract and glaucoma

Dept. of Community Medicine:

Scientific paper presentation by Post Graduates at KACHCON 2018, JJMMC, Davanagere

Sl: No:	Presenter Name	Topic	Mode of Presentation	Co-Author
1.	Dr. SatishGhatage	Evaluation of mother and child tracking system services in the rural field practice area of JJMMC, Davangere - A mixed method study	Oral	Dr. Vidya G.S.
2.	Dr. Swathi S Aithal	Usage and perceived effectiveness of fitness trackers among medical students in Davangere	Oral	Dr. Shubha D.B.
3.	Dr. Sanjana S.N.	Identification of pockets of high transmission of tuberculosis in Davangere taluk using GIS mapping	Oral	Dr. Balu P.S.
4.	Dr. Shalini H.	Usage of health related smart phone applications among the interns of JJMMC- A cross sectional study	Oral	Dr. Shubha D.B.
5.	Dr. Ashwini L.H.	The acceptability of mobile phones as a tool in healthcare interventions among rural population of Davangere taluk- A cross sectional study	Oral	Dr. Balu P.S. Dr. Sandhya Rani J
6.	Dr. Manisha	Role of point of care testing among diabetic patients in Davangere	Oral	Dr. Mane Kusum S.
7.	Dr. SatishGhatage	Impact of gadgets usage on sleep quality among pre-university college students: A cross sectional study in Davangere taluk	E-poster	Dr. Shubha D.B.
8.	Dr. Sanjana S.N.	Practice of Universal Safety Precautions among nursing staff in a tertiary care hospital, Davangere	E-poster	Dr. Sanjana S.N.

Academics & Achievements



State level RNTCP Conference held on 31st August 2018 at Gulbarga Institute of Medical Sciences, Kalaburagi

Sl: No:	Presenter Name	Topic	Co-Author
1.	Dr. Swathi S Aithal	Adverse drug reactions in tuberculosis patients - An explorative study among health care providers in Davangere	Dr. Shubha D.B.
2.	Dr. SatishGhatage	Tracing the untracer - A study to know the prevalence and reasons for pre-treatment loss to follow up of tuberculosis patients in Davangere district, Karnataka	Dr. Shubha D.B.

Amrita International Public Health Conference 2018 held at Amrita Institute of Medical Sciences, Kochi on 2nd and 3rd November 2018

Sl: No:	Presenter Name	Topic	Co-Author
1.	Dr. Sanjana S.N.	Self care practices among diabetes type 2 patients - A community based study in Davangere.	Dr. Shubha D.B.

Department of Orthopaedics

Indian Orthopaedic Rheumatology Association Conference (IORACON) 2018, Jabalpur

Title	Presenter	Guide	Prize
Paper - The efficiency of autologous platelet rich plasma vs homologous platelet lysate in patients with early knee osteoarthritis.	Dr. Madhan Jeyaraman	Dr. Ramesh.R	Indian Stem Cell Study Group (ISCSG) Gold Medal
Poster - Functional outcome of periarthritis shoulder treated with autologous PRP injections	Dr. Madhan Jeyaraman	Dr. Ramesh.R	Best poster

Indian Orthopedic Association Conference (IOACON) 2018, Coimbatore

Title	Presenter	Guide	Paper/Poster
A prospective study of AO cannulated screw fixation in Garden's Type I and II neck of femur fracture in young adults in a tertiary care hospital.	Dr. Vikash Lakmania	Dr. A.K.Rudramuni	Paper
A randomized control trial of autologous platelet rich plasma injection in musculoskeletal disorders	Dr. Madhan Jeyaraman	Dr. Ramesh.R	Paper
A prospective study of distal femoral fractures treated surgically with retrograde intramedullary interlocking nails	Dr. Madhan Jeyaraman	Dr. Ramesh.R	Poster

Dept. of Anaesthesia:

Sl.No	Name Of Presenter	Topic	Category	Co-Guide
1	Dr. S.Akhil	Anaesthetic Management Of A Case Of Congenital Diaphragmatic Hernia	Eposter	Dr.AnithaHanji
2	Dr. Abdul MukhtadarAla Ansari	Anaesthetic Management Of Case Of Osteogenesis Imperfect Type 1 Posted For Left Neck Of Femur Fracture	Eposter	Dr.AnithaHanji
3	Dr. DishaUbeja	Anaesthetic Management Of A Case Of Urothelial Carcinoma Posted For LaproscopicNephroureterectomy	Eposter	Dr.Suma K V



Academics & Achievements

4	Dr. Aswini R	Anaesthetic Management Of Child With Cleft Lip And Palate For Cystic Hygroma Excision	Eposter	Dr. Abdul Shabeer
5	Dr. Shweta Mittal	Comparison Between Dexmed And Midazolamin Critically Ill Patients For Sedation	Paper	Dr. D B Prakash
6	Dr. KshamaBalakrishna	Open Cholecystectomy Under Thoracic Epidural Anaesthesia In A Patient With 30 Weeks Of Gestation	Eposter	Dr. Ravisankar R B
7	Dr. Lekshmi Raj J	Twin Preganacy With Severe Preeclampsia And Bipolar Disorder With Catatonia And Its Anesthetic Challenges	Eposter	Dr. Pooja M N

Sl. No	NAME OF PRESENTER	TOPIC	CATEGORY	CO-GUIDE
8	Dr. Priya R	Anaesthetic Management Of LaproscopicPyloromyotomy For Infantile Hypertrophic Pyloric Stenosis A Retrospective Study	Paper	Dr. Uma B R
9	Dr. StutiLohia	A Comparative Study Between Ramosetron And Palanosetron In Preventing Postoperative Nausea And Vomiting In Laproscopic Surgeries	Paper	Dr. AnithaHanji
10	Dr. V.M Vishwanath	A Clinical Comparison Between Plain Ropivacaine Versus Ropivacaine And Clonidine Combination By Epidural Route For Postoperative Analgesia For Abdominal And Lower Limb Surgeries	Paper	Dr.Ravisankar R B
11	Dr. Noyal Sunny	Use Of Niv(Bipap) Vs Facemask In Copd Patients Admitted To Emergency Ward With Type II Respiratory Failure- A Prospective Randomised Controlled Study	Paper	Dr. D B Prakash
12	Dr. Santhosh Shankar Mulimani	Anaesthetic Challenges In Management Of Pulmonary Hydatid Cyst- Perioperative Anaphylactic Shock	Eposter	Dr. Prabhu B G
13	Dr. BheemshettyShailaja	Anaesthetic Management Of Large Multinodular Goiter Posted For Total Thyroidectomy	Paper	Dr. D B Prakash

Undergraduate sports activities

1.RGUHS Belagavi zonal cricket tournament - 24-9-2018



2.RGUHS Belagavi zonal Kabbaddi tournament- 4-9-2018



3.State level swimming tournament at corporation swimming pool from 4th to 6th Sep 2018



DOUBLE BLINDED COMPARATIVE TRIAL OF OMEGA 3 FATTY ACID INFUSION VERSUS OCTREOTIDE.

Dr.Rudraiah HGM Professor And Unit Chief Department Of Surgery JJM Medical College Davangere.

Dr.SiddharthKalka Postgraduate Student Department Of Surgery JJM Medical College Davangere.

INTRODUCTION- Worldwide, over the last decade, yearly incidence of pancreatitis and related hospitalizations have increased^[1]. Acute pancreatitis is the most common cause of GI related hospitalizations in the world, with more than 274,000 hospitalizations in 2012^[1]. The yearly incidence of AP in the United States is approximately 70-80 new cases per 100,000 population^[2] and has increased over the last decade. True incidence and prevalence of pancreatitis in India is unknown since, it being difficult to establish an accurate diagnosis, a number of cases are misdiagnosed or are not recorded or reported. Nevertheless, in 2004, a high prevalence of chronic pancreatitis in Southern India (114-200/100,000 population) was registered in a study of chronic pancreatitis in the Asia-Pacific region^[3].

20% of acute pancreatitis evolve into severe acute pancreatitis at a given point of time in the world resulting in an average mortality of 20%^[4]. Aggravated acinar cell injury causing heightened immune response, resulting in pancreatic necrosis and generation of free radicals causing; SIRS and distant organ damage resulting in MODS^[5]. Hence, attempts to enhance immune function, suppress the hyper inflammatory responses and re-establish tissue and organ homeostasis in AP patients have been made in clinical practice^[6]. Accumulating evidence has suggested that omega-3 fatty acids (?-3 FA) can alter cytokine production, modulate inflammatory and immunological response^[7] and thus be expected to lower the rates of infectious complications, shorten the hospital stay in the intensive care unit (ICU) or on regular medical wards as well^[8]. Anti-inflammatory and immune-modulatory effects of ?-3 FA may provide an important therapeutic option for the patients with AP.

Aim of this double blinded randomised controlled trial first of its kind it to prove that omega 3 fatty acid infusion in acute pancreatitis have magical response which is highly significant as compared to other treatment modalities like octreotide infusion. Omega 3 fatty acid infusion is the future in cases of acute pancreatitis and can reduce overall mortality and morbidity.

MATERIALS AND METHODS: This study was conducted over a period of 12 months in a tertiary care hospital in Davangere as per the International Conference on Harmonization (ICH) Good Clinical Practice (GCP) standards. This study was a single centre, open-label, randomized, controlled, comparative phase IV study to evaluate and compare the efficacy and safety of omega 3 fatty acid infusion (Celepid MCT LCT W/V Otsuka pharmaceutical India Private Limited) in cases of acute pancreatitis. 100 cases of proven acute pancreatitis randomized in two groups GROUP 1 STUDY GROUP (Celepid MCT LCT) and GROUP 2 CONTROL GROUP (octreotide) by computer generated double blind closed envelop method and reported clinical outcomes were documented.

Inclusion Criteria-

1. Age- 18 to 70 years of either sex
2. Atlanta guidelines criteria- Any 2 out of 3.
 - a. Systolic BP < 90MMHG
 - b. Serum. Ca- <7.5mg/dl
 - c. Usg/CT showing acute pancreatitis
3. Serum Amylase and Lipase >3 times the normal.
4. SIRS criteria (Systemic Inflammatory Response Syndrome)
 - a.Temp >100.4
 - b. Heart rate- >90
 - c. Respiratory rate >20
 - d. WBC >12000 or <4000



Academics & Achievements

Exclusion Criteria-

1. Immunodeficiency- HIV reactive
2. Primary Hypertriglyceridemia
3. Severe Cardiac disease like acute myocardial infarction, congestive cardiac failure.
4. Serum Creatinine- >2.0mg/dl with unavailable dialysis facility.
5. Received TPN in last 2 weeks.

Study Protocol- During initial screening all patients with proven acute pancreatitis by blood investigations like serum amylase and serum lipase and or USG/CT were randomly allocated in two groups celepid or octreotide by computer generated double envelop method. Patient in celepid group received injcelepid MCT- LCT infusion 60ml/hr over 4-5 hours (250ml infusion) single dose on admission with 150ml/hr IV fluid, pain relief with paracetamol/Tramadol and H2 receptor antagonist and Proton pump inhibitors. Patients in octreotide group received injoctreotide 100mcg iv 8th hourly for 5 days with 150ml/hr IV fluid, pain relief with paracetamol/Tramadol and H2 receptor antagonist and Proton pump inhibitors . No antibiotics were given in either group unless infection was proved by hematology. (Dutch pancreatitis study group 2011). Comparison was done on the basis of biochemical values (serum lipase), clinical scoring system in pancreatitis (BISAP SCORE), organ dysfunction (MARSHALL SCORE) and hospital stay and overall costs associated.

Comparison- LIPASE LEVELS- on admission and on day 3 in both groups. BISAP SCORING SYSTEM-

- a. Bun >25mg/dl (1 POINT) b. Gcs<15 (1 POINT) c. SIRS (1 POINT) d. >60 years (1 POINT)
e. Pleural effusion (1 POINT)

Evaluation done -

1. On admission.
2. On day 3

MARSHALL SCORING SYSTEMS-

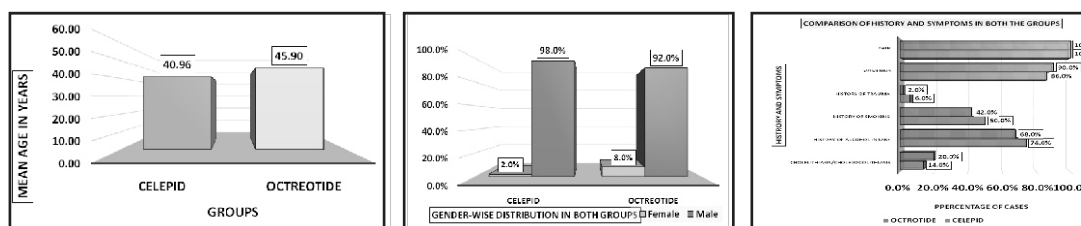
Persistent or transient organ failure

ORGAN SYSTEM	SCORE				
	0	1	2	3	4
Respiratory (PaO2/FIO2)	>400	301-400	201-300	101-200	?101
Renal (serum creatinine, mg/dL)	<1.4	1.4-1.8	1.9-3.6	3.6-4.9	>4.9
Cardiovascular (systolic blood pressure, mmHg)	>90	<90	<90	<90	<90

(a score of 2 or more over a period of more than 48 hours for any one of the three organ systems is defined as persistent organ failure while if it is present for less than 48 hours, is known as transient organ failure and level of severity should be assessed during the disease process and hospital stay using this scoring system.)

RESULTS: The two groups were comparable in terms of age (celepid mean age group- 40.96 yrs and octreotide mean age group 45.90 yrs) (p value-0.108) not significant, sex wise 49 male patients and 1 female patient in celepid group and 46 male and 4 female patients in octreotide group (p value- 0.169) not significant, all 100 cases had pain abdomen on admission with 43 patients in celepid group having vomiting and 45 patients in octreotide group having vomiting (p value- 0.538) non significant. 3 cases in celepid group had blunt trauma associated pancreatitis and 1 case in octreotide group had traumatic pancreatitis (p value- 0.617) non significant, 7 patients in celepid group had gall stone induced pancreatitis and 10 cases in octreotide group had gall stone induced pancreatitis (p value- 0.425) non significant, 25 patients were smokers in celepid group and 21 were smokers in octreotide group (p value - 0.422) non significant, 37 patients were alcoholic in celepid group and 34 patients were alcoholic in octreotide group (p value- 0.66) non significant. The two groups were comparable in terms of demographics, etiology, habits. 1 case was on mechanical ventilation in celepid group and 1 in octreotide group.

Academics & Achievements



On admission mean lipase levels in celepid group was mean 6889.64 and octreotide group was mean 6508.90 (p value-0.462) not significant and day 3 lipase levels in celepid group was mean 236.04 and octreotide group was 4192.92 (p value - 0.0001) highly significant. On admission mean BISAP score in celepid group was 2.96 and octreotide 2.60 (p value- 0.017) mildly significant and day 3 mean BISAP score was 0.32 and octreotide was 1.76 (p value- 0.0001) highly significant. Mean MARSHALL score in celepid group on admission was 2.68 and octreotide 2.62 (p value - 0.615) non significant. Day 3 mean MARSHALL score in celepid group was 1.14 and octreotide group 2.64 (p value- 0.0001) highly significant. Mean hospital stay in celepid group was 3.32 days and octreotide was 5.40 days (p value- 0.0001) highly significant. Patient in celepid group which was on mechanical ventilation recovered well and was extubated on 3rd day while patient in octreotide group on ventilatory support succumbed.

DISCUSSION-As per statistical analysis the use of omega 3 fatty acid turned out to be highly significant in terms of cases of acute pancreatitis where a dramatic reduction in lipase levels was noted with a single 250ml infusion of **Celepid MCT LCT 20%** and reduction in the overall mortality and morbidity by reduced BISAP scores. Celepid stopped the progression of organ dysfunction and mostly reversed it which was proved by reduction in the MARSHALL scores. Overall celepid reduces the early conversion of cases of acute pancreatitis to severe acute pancreatitis and halts organ dysfunction, allows early enteral nutrition thus reducing the incidence of conversion of sterile necrosis into infected one. Our trial proves that inadvertent use of antibiotics in acute pancreatitis is not justified (as proved by dutch pancreatitis study group 2011). Celepid MCT LCT overall reduces the hospital stay, ICU stay, reverses SIRS AND MODS thus reducing the no of DALY's. On 6 and 12 weekly followup patients in celepid group had no complaints or relapses in terms of symptomatology.

The treatment of acute pancreatitis at present is largely supportive. However, a therapeutic window for intervention with modulators of inflammation exists between the onset of clinical symptoms and peak pro-inflammatory cytokine expression. Polyunsaturated fatty acids (omega-3) are the precursors of the lipid mediators and play an important role in regulation of inflammation. ω -3 FA suppresses the inflammation and improves the course of infection by reducing proinflammatory eicosanoid and cytokine production. The ability of ω -3 FA to regulate these immune processes has been well described in many experimental and clinical studies.

Fish oil derived omega-3 polyunsaturated fatty acids (ω -3 PUFA) when administered along with adequate nutritional support has been reported to have a beneficial effect on the immune response; enhancing immunity, reducing inflammatory response, altering cytokine production and hence improving outcomes in AP.

Accumulating evidence has suggested that omega-3 fatty acids (ω -3 FA) can alter cytokine production, modulate inflammatory and immunological response [7,8] and thus be expected to lower the rates of infectious complications, shorten the hospital stay in the intensive care unit (ICU) or on regular medical wards as well [9]. Anti-inflammatory and immunomodulatory effects of ω -3 FA may provide an important therapeutic option for the patients with AP.

Lipase level		N	Mean	Std. Deviation	Median	p value
On admission	Celepid MCT LCT	50	6889.64	2671.902	7020.00	0.462 NS
	Octreotide	50	6508.90	2476.701	6918.00	
Day 3	Celepid MCT LCT	50	236.04	463.030	108.00	0.0001 S
	Octreotide	50	4192.92	2412.225	3231.00	

TABLE 1- STATISTICAL ANALYSIS OF LIPASE LEVELS



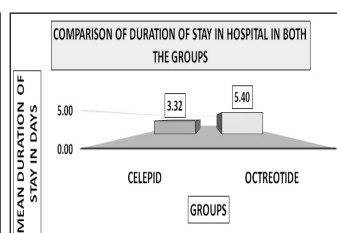
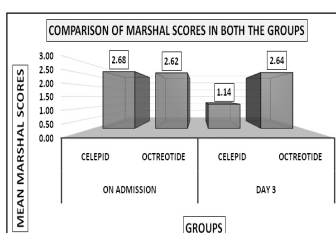
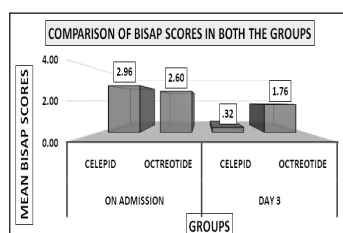
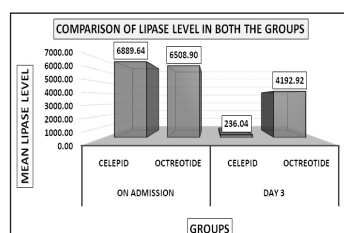
Academics & Achievements

TABLE 2- BISAP SCORE, MARSHALL SCORE AND HOSPITAL STAY IN BOTH GROUPS

BISAP SCORES		N	MEAN	STD. DEVIATION	MEDIAN	P VALUE
ON ADMISSION	Celepid MCT LCT	50	2.96	807	3.00	0.017 S
	Octreotide	50	2.60	670	3.00	
DAY 3	Celepid MCT LCT	50	.32	653	0.00	0.0001 S
	Octreotide	50	1.76	.847	2.00	

MARSHAL SCORE		N	MEAN	STD. DEVIATION	MEDIAN	P VALUE
ON ADMISSION	Celepid MCT LCT	50	2.68	.621	3.00	0.615 NS
	Octreotide	50	2.62	.567	3.00	
DAY 3	Celepid MCT LCT	50	1.14	.495	1.00	0.0001 S
	Octreotide	50	2.64	.563	3.00	

GROUP		N	MEAN	STD. DEVIATION	MEDIAN	P VALUE
DURATION OF STAY IN HOSPITAL IN DAYS	Celepid MCT LCT	50	3.32	.978	3.00	0.0001 S
	Octreotide	50	5.40	1.629	5.00	



CONCLUSION- Although several meta-analyses have been conducted recently in an effort to clarify whether the administration of ω -3 FA improves outcomes in patients with AP, definitive conclusions have been lacking. Therefore, perspectives on the use of ω -3 FA treatment in critically ill patients remained conflicting. This is the first of its kind comparative analysis between Octreotide which proved ineffective by multiple trials in acute pancreatitis but still remains the go to drug for many workers versus omega 3 fatty acids infusion which showed promising results in our trial. Octreotide has its own side effects and is a costly drug which needs to be given 3 times a day for 5 days. A single infusion of Celepid MCT LCT 20%w/v reduces the overall burden on the patient and hospitalisation associated costs. As omega 3 fatty acid infusion (Celepid) had no side effects noted it can be safely tagged as the go to drug therapy in acute Pancreatitis. Hypersensitivity ruled out per se.

ω -3 PUFA improves the early clinical outcomes of the patients of moderate to severe AP and due consideration should be given to making IV Omega- 3 PUFA supplementation part of the standard management protocols for moderate to severe AP.

JDA INAUGURATION 2018-19



KANNADA RAJYOTSAVA CELEBRATION 2018



CME ORGANISED BY DEPARTMENT OF MEDICINE



ATTENTION PLEASE

The submission for the next issue (April 2019) of the News letter should be done before 10th March 2019. All the Photos should be in JPEG format. Please send the copy of the material in the form of soft copy as well as hard copy through the department co-ordinator within the stipulated time and cooperate.

CME IN TRICHOLOGY ORGANISED BY DEPARTMENT OF DERMATOLOGY

