



Bapuji Educational Association (R.)



# JJMMC

Vol-16

Issue-1

January 2020

*Voice*

Official Quarterly News Letter Publication of  
JJM Medical College, Davangere

**CME-CURRENT TRENDS IN CLINICAL FORENSIC MEDICINE AND FORENSIC PATHOLOGY**





## CME IN EMERGENCY DERMATOLOGY



## INAUGURAL FUNCTION OF ACADEMIC BODY



## SURGERY CME



**J. J. M. Medical College, Davangere.**

## **NEWS LETTER COMMITTEE**

### **Patrons :**

Dr. Shamanur Shivashankarappa  
MLA, Hon. Secretary, BEA

Sri S. S. Mallikarjun  
Joint Secretary, BEA

### **Advisory Board :**

Dr. H. Gurupadappa,  
Director, P. G. Studies & Research

Dr. M. G. Rajasekharappa,  
Director, General Administration

### **Chairman :**

Dr. Muruges S. B.  
Principal

### **Editor :**

Dr. Santhosh C. S.  
Professor & Head, Forensic Medicine

### **Associate Editor**

Dr. Seema Bijjaragi  
Professor of Pathology

Dr. Vardendra Kulkarni  
Professor & HOD of Pathology

### **Scientific Committee:**

Dr. G. Guruprasad  
Professor of Neonatology

Dr. C. Y. Sudarshan  
Professor & Head of Psychiatry

Dr. Mohan Marulaiah  
Director of Bapuji Child health Institute

Dr. M. G. Usha  
Professor of Microbiology

### **Executive Committee:**

Dr. B. R. Uma, Professor of Anaesthesia

Dr. G. R. Veena, Professor of OBG

Dr. Vidya, Professor of Community Medicine

Dr. Rajani, Professor of Biochemistry

Dr. Anjana Telkar, Professor of Microbiology

Dr. Ashwini, Associate Professor of Physiology

Dr. Santhosh, Associate Professor of Pharmacology

Dr. Karthik Sasalu, Assistant Professor of Medicine

Dr. Sowmya, Assistant Professor of Dermatology

Dr. Akshay Hiremath, Assistant Prof. of Respiratory Medicine

Dr. Punith, Assistant Professor of ENT



## *From the desk of the Principal*

I would like to extend warm greetings to our readers community as we venture into the Horizons of 2020. We hope to advance in leaps and bounds at our institutions and make tremendous progress in various facets like education, research and patient care. The previous year marked a remarkable closure with various departments organizing CMEs and Workshops and this year we have jumpstarted undergraduate research with selection of our projects for ICMR-STs. I whole heartedly congratulate all the achievers and sincerely request all our readers to explore higher possibilities in the field of research.

**Principal**

## **Contents**

- ▶ Academics and Achievements
- ▶ Postgraduate Section
- ▶ Original Article



The Chairman / The Principal  
**J. J. M. Medical College**

Davangere - 577 004.

Ph : +91-8192-231388, 253850-59 Ex.101 / 104  
Fax : +91-8192-23188, 253859 [www.jjmmc.org](http://www.jjmmc.org)

**Disclaimer :** Views and opinions expressed in the newsletter are not directly that of the editor or the editorial board. For any clarification, author of the article is to be contacted.





### DEPARTMENT OF ANATOMY

Dr. Nirmala Professor, Department of anatomy was awarded certificate for successfully completing the one year project based course on Advance Course in Medical Education in 2018 A batch from JNMC, Belgaum, Medical Council of India Nodal centre for Faculty Development in the convocation held during National Conference of Health professional education conducted from 21<sup>st</sup>-23<sup>rd</sup> November 2019.



### DEPARTMENT OF BIOCHEMISTRY

Dr Preethi B P, Professor Biochemistry presented e poster on " Facilitating reflection by first year medical students using written portfolio" at NCHPE National Conference of Health Professional Education 2019 held at JNMC Belagavi 19<sup>th</sup> -21<sup>st</sup> Nov 2019.

### DEPARTMENT OF MICROBIOLOGY

#### Academic activities

**Dr. Usha M.G, Professor,**

1. Moderated Medical Education E-poster session in NCHPE (National conference in health professions education) held at JNMC, Belagavi on 22-11-2019.
2. Presented E-poster on team based learning - A better method to promote active learning in microbiology in NCHPE (National conference in health professions education) on 23-11-2019 held at JNMC, Belagavi.
3. Moderated Medical Education E-poster session in NCHPE (National conference in health professions education) held at JNMC, Belagavi on 22-11-2019.
4. Delivered guest lecture on "Adolescent health problems in girls" on 13-11-2019 at BEA high school, Davanagere & at Vishwa Chethan Vidya Nikethana School on 27-11-2019.
5. Conducted an interactive session for prisoners on "HIV AIDS awareness programme" at Davanagere District jail on 11-12-2019.

## DEPARTMENT OF PATHOLOGY

### Academic activities

- Dr.Vardendra Kulkarni, Professor & HOD and Dr. Manasa GC, Associate Professor, Department of pathology were awarded certificate for successfully completing the one year project based course on Advance Course in Medical Education in 2016 A and 2018 A batch respectively from JNMC, Belgaum, Medical Council of India Nodal centre for Faculty Development in the convocation held during National Conference of Health professional education conducted from 21<sup>st</sup>-23<sup>rd</sup> November 2019.
- Dr. Manasa GC presented the poster on "Evaluate the effectiveness of incomplete handouts over complete handouts in pathology lectures and Students perception" in the National Conference in the Health education conducted on 21<sup>st</sup>-23<sup>rd</sup> November 2019.





Dr Vardendra Kulkarni delivered a lecture on Minimally Invasive Tissue Sampling autopsy (MITS) at CME 'current trends in clinical forensic medicine and forensic pathology' on 30th of November 2019 at Library auditorium of Bapuji hospital OPD block.

### PUBLICATIONS

1. Soumya B M, Preethi CR, Rashmi P, Kulkarni V, Hiremath SS, Mallik S. Study of cytomorphological patterns of tuberculous lymphadenitis on fine needle aspiration cytology. IJPR 2020. Available from DOI: <http://dx.doi.org/10.21088/ijprp.2278148x.9120.11>
2. Soumya B M, Nisarga RR, Rajalakshmi D, Hiremath S S. A case of systemic cryptococcosis in an immunocompromised host: A chance diagnosis by FNAC. J. ACHR 2019;4(4);342-44
3. Hema AV, Suresh KK, Chatura KR. Familial tumor with multiple faces- A 5 year study of papillary thyroid carcinoma. IP Archives of cytology and histopathology research 2019;4(3); 239-247

### DEPARTMENT OF FORENSIC MEDICINE :

#### ACADEMIC ACTIVITIES

The Departments of Forensic medicine and Pathology organised a one day CME on 30th of November 2019 titled '**Current Trends In Clinical Forensic Medicine And Forensic Pathology**' at Library auditorium of Bapuji hospital OPD block. The event was inaugurated by Chief Guest, Sri Hanumantharayappa, Superintendent of Police, Davangere and presided by Dr. S.B. Murugesh, Principal JJMMC, Dr M G Rajashekarappa Director, General Administration, Dr Manjunath Alur, Dean Research and Development. The CME focussed on issues of autopsies in sudden death, Medico legal certification, newer techniques of autopsy like Minimally Invasive Tissue Sampling (MITS) and neuropathology fundamentals in Forensic practice. The CME also included a panel discussion on "investigations of maternal death". The CME was attended by 150 delegates which included Medical officers from PHC's of Davangere and Chitradurga district, Specialists & Casualty Medical officers from Government hospitals of Chigateri General hospital and Chitradurga Govt. Hospital, and doctors from JJMMC and SSIMS & RC.

### DEPARTMENT OF COMMUNITY MEDICINE

#### Essay Writing and Painting Competition on World AIDS Day 2019

##### *Theme: Communities make the difference*

As part of World AIDS Day 2019, essay writing competition for faculty, PGs & interns was organized by department of Community Medicine, JJMMC. Essays & paintings from various medical colleges from within & outside Karnataka state were received which were blinded & sent for review to two independent subject experts & the winners are as below. Congratulations to the winners.

Submitted by	Faculty code	Results
Dr. Santhosh Kumar M. Associate Professor, Dept. of Pharmacology, JJM Medical College, Davangere	F003	1
Dr Muhammed Muntazeem G Assistant Professor, Dept. of Community Medicine Navodaya Medical College & Research Hospital, Raichur	F023	2
Dr. Divija Associate Professor, Dept. of Community Medicine, Sree Gokulam Medical College and Research Institute, Trivandrum, Kerala.	F022	3

Submitted by	PG code	Results
Dr. Deepika. N Post-Graduate, Dept. of Community Health, St. John's Medical College, Bangalore	PG002	1
Dr Pragya Sinha Post graduate, Dept. of community medicine, BIMS, Belagavi	PG021	2
Dr. Sweta Sinha Post graduate, Dept. of community medicine, BIMS, Belagavi	PG001	3

## Painting Competition on World AIDS Day 2019

### Theme - Communities make the difference

Category	Winners
UG	Miss. Shridevi RC 1st year, JJM Medical College, Davangere
Intern	Miss. Noor Shazia Begum, JJM Medical College, Davangere
PG	Dr Srikanth Dept. of Community Medicine, CAIMS, Karimnagar





### Health Check up of School Children

General health check up of children in 2 schools of urban field practice area of JJM Medical College was organized in month of November 2019. Students were examined for physical illnesses and anthropometric parameters like Weight, Height, Body Mass Index, Waist Circumference, Hip Circumference, Waist to Hip Ratio, Mid Upper Arm Circumference were measured. Health promotion activities regarding importance of Nutrition and Hygiene to all Children was carried out. This Programme was coordinated by Dr Shubha DB, Assistant professor, Dr. Ashwini LH, Post Graduate and team of House Surgeons [Dr Vinay, Dr Piyush M Kawad, Dr Shrutikanth Bhatia, Dr Sowmya, Dr Amogh Anand Rao, Dr Kiran Naik, Dr Ravi Kiran Reddy, Dr Sahana, Dr Kiran Reddy T N] posted in the department of Community Medicine.



Scientific oral paper presentations by faculty at International Public Health Conference (AMRITACON 2019) organized by Amrita Institute of Medical Sciences, Kochi in collaboration with Harvard Global Health Institute on 25th & 26th November 2019.

Dr. Shubha D B was selected for the promising paper award under Health Technology Assessment category.

Sl. No.	Scientific paper	Faculty
1	Magnitude of cervical cancer suspects and gynecological co-morbidities among reproductive age group women in rural field practice area of a tertiary care hospital.	Dr Mane Kusum Associate Professor
2	Social Acceptance And Feasibility For Handheld Tele-ECG - An Explorative Study Among Urban Slum Population Of Central Karnataka, India	Dr Shubha DB Assistant Professor
3	A Study on Quality of Sleep among patients with Type 2 Diabetes Mellitus	Dr Sandhya Rani J Assistant Professor



## DEPARTMENT OF OTORHINOLARYNGOLOGY

On 30/11/2019, a new door of learning was opened to the eager minds that gathered in CHI auditorium of JJM medical college, Davangere. A CME on Rhinoplasty was conducted by the Dept. of Otorhinolaryngology of JJM medical college, SS institute of medical sciences & AOI Karnataka Chapter.

Under the tutelage of Dr. Vishwas Vijayadev with Dr. Puttamathaiah & Dr. Rudraprasad as moderators, the morning session of live surgery was conducted with live commentary, Q&A session & an extensive discussion. The young minds were shown the nuances of a Rhinoplasty surgery. Dr. Vishwas Vijayadev demonstrated his surgical skills & along with the moderators explained the steps of the surgery in detail. The sessions were intriguing & informative making those gathered there, both young & old, open their eyes to a new way of thinking & to the new horizons, breaking the barrier to something that once seemed so far out of reach.

The guidance provided by Dr. K.P. Basavaraju & Dr. Prakash N.S with co-ordination by Dr. Chaithanya V & Dr. Puneeth P.J and other staff members and postgraduates made this program a runaway success.

## DEPARTMENT OF OPHTHALMOLOGY

1. Dr. Ravindra Banakar and Dr. Manjunath.B.H. were invited as Chairpersons for EYE FEST-19 "3D LIVE 2.0 Event" at M.M. Joshi Eye Institute, Hubli - September 21st - 22nd, 2019.
2. The 38th Karnataka state Ophthalmic Conference KOSCON-2019 was held at Belagavi between 8 - 10 November 2019.

Dr. Ravindra Banakar, Dr. Manjunath.B.H., Dr. K.R. Shivanna contributed as Chairpersons in the academic sessions.

## POSTGRADUATE ACTIVITIES

The following papers and posters were presented by our Post-Graduate Students.

### Oral Paper presentation

Sl. No.	Title	Guide	Presenting Author
1	To Evaluate Corneal Endothelial Cell Density And Central Corneal Thickness In Type 2 Diabetes Mellitus Above 50yrs With Age Matched Controls.	Dr. Ravindra Banakar	Dr. Seema S
2	A Study Of Corneal Thickness And Corneal Endothelial Cell Morphological Changes In Pseudoexfoliation Syndrome	Dr. Ravindra Banakar	Dr. Yogashree
3	A Clinical Study Of Herpes Zoster Ophthalmicus.	Dr. Prabhudev A H	Dr. Waheed
4	Study Comparing Efficacy And Side Effects Of Peribulbar, Subtenon's, Subconjunctival Block.	Dr. Suryaprakash A V	Dr. Tony



## Academics & Achievements

5	Evaluation Of Safety Profile And Recurrence Rate With Intraoperative Use Of Mmc Prior To Limbal Stem Cell Graft Following Pterygium Excision Surgery .	Dr Manjunath.B .H	Dr Raksha V
6	Comparison Of Corneal Morphology And Function In Different Grades Of Cataract.	Dr Manjunath.B.H	Dr.Sachin
7	Surgically Induced Astigmatism With Scleral Incision In The Astigmatic Neutral Funnel : A Case Study	Dr Suresha.A.R	Dr.Hima.Bhatt
8	Study Of Ocular Demodecosis And Its Treatment With Coconut Oil In Blepharitis.	Dr. Suresha. A.R	Dr Sadhwini

### Poster Presentation

Sl. No.	Title	Guide	Presenting Author
1	Adult Onset Orbital Langerhans Cell Histiocytosis	Dr Ravindra Banakar	Dr Sachin
2	Hereditary Unilateral Simple Congenital Blepharoptosis: A Case Report	Dr Prabhudev A H	Dr Mithun Kishore
3	Case Report On Optical Disc Melanocytoma	Dr Prabhudev H	Dr Shravanthi
4	Oculocutaneous Albinism:A Case Report	Dr Surya Prakash A V	Dr Purvi Patil
5	A Case Of Ocular Surface Squamous Cell Neoplasia: Clinical Presentation And Management	Dr Suryaprakash A V	Dr Deepa Ram
6	A Case Study Of Bilateral Pseudotumor Of Orbit With Rheumatoid Arthritis	Dr Shivanna K R	Dr Deepashree V
7	Sub Conjunctival Complex Choristoma: A Case Report	Dr Shivanna K R	Dr Kiran
8	Vogt- Koyanagi-Harada Disease With Isolated Ocular Manifestation:A Case Report	Dr Manjunath B H	Dr Raksha V
9	A Rare Case Of Iridocorneal Endothelial Syndrome	Dr Manjunath B H	Dr Tony
10	One Stop Solution For The Correction Of Blepharophimosis Syndrome: A Case Report	Dr Shivayogi Kusagur	Dr Hima Bhatt
11	Juvenile Ossifying Fibroma Of Left Lateral Orbital Wall And Zygoma: A Rare Entity	Dr Shivayogi Kusagur	Dr.Sadhwin
12	Orbital Myiasis A Rare Case Report	Dr Shivayogi R K	Dr Neha P



13	Extraconal Intra Orbital Cyst	Dr Shivayogi R K	Dr Yogashree P
14	Ocular Features Of Marfan's Syndrome: A Case Report	Dr Suresha A R	Dr Gunashree
15	Rare Case Report Of Type 2 Peter's Anomaly	Dr Meghana Patil	Dr Seema
16	Meibomian Gland Carcinoma	Dr Meghana P	Dr Yogashree P
17	Functional Correction Of Dermatochalasis By Upper Eyelid Blepharoplasty	Dr Vishwanath H S	Dr Afrin Suha
18	A Rare Case Of Goldenhar Syndrome	Dr Vishwanath H S	Dr Waheed

- Under KOSCON-2019 Teacher Of Tomorrow(TOT) competition was held with postgraduate students from 41 participating medical colleges. Each post graduate student had to give a five minute talk about a topic assigned. Dr Hima Bhatt 3rd year post graduate student secured the runner up position for the presentation on the topic Intravitreal Injections.
- Dr.Gunashree.K.N 2nd Year Post-Graduate student Under the guidance of Dr.Suresha.A.R. presented a paper on " Safety And Efficacy Of Intracameral Mydriatics : Lignocaine (1%) and epinephrine 1:1000 in Manual SICS And Their Effect On Blood Pressure And Heart Rate " in the International Comprehensive Cataract Conference -2019 held in Kolkata from 29/11/19 to 1/12/19. She won the best paper award under the postgraduate section for the above paper.



- Conducted 38 Free Eye camps with District Blindness Control Society from January 2019 to December 2019. More than 10000 patients were screened at the camp site and treated for common eye diseases. Those requiring further evaluation were brought to our hospital and treated. A total Of 1095 patients were operated for Cataract, Glaucoma, Pterygium, DCR and Retinal diseases during the above mentioned period



### DEPARTMENT OF MEDICINE

CME was conducted on 13/10/2019 in library auditorium and following topics were discussed.

- a. Anticoagulation Challenges in Patients with Atrial Fibrillation by Dr.A.Gopi, Interventional Cardiologist, Fortis Hospital, Bangalore.
  - b. Teneligliptin and Metformin: Coupling Efficacy and Compliance by Dr.Abhay Gundgurthi, DM Endocrinologist, BMJ Hospital, Bangalore.
  - c. Amlodipine in Hypertension: Evidence at its Pinnacle and Management of Hypertensive Emergencies by Dr.K.N.Arun, Nephrologist, Kidney Care and BMJ Hospital, Bangalore.
  - d. Interesting ECG, CXR and Echo Followed by Quiz by Dr.V.S.Prakash, Interventional Cardiology and Electrophysiologist, M.S.Ramiaiah Narayana Heart Centre, Bangalore.
  - e. High Dose Statin in Secondary Prevention-A Reappraisal, by Dr.Manjunath.A.P. Interventional Cardiologist Maxx Hospital, Shivamogga.
  - f. Indian Perspective in Atherogenic Diabetic Dyslipidemia by Dr.Srinath.A, MRCP Endocrinologist, BGS Global Hospital, Bangalore.
  - g. Statin in DM: Lipid Lowering or CV Protection by Dr.Malatesha.M.K, Interventional Cardiology, JJMMC, Davangere.
  - h. Anti-Epileptic Drugs by Dr.B.K.Madhusudhan, Neurologist, BGS Global Hospital, Bangalore.
- There was a Guest Lecture on "Gliptins" by Dr.Arpendev Bhattacharya, Endocrinologist, Manipal Hospital, Bangalore which was held on 27th September 2019 at Bapuji Medicine Department Seminar Hall. The Session was Chaired by Dr.K.V.Chandrashekar, Professor & HOD of General Medicine, JJMMC, DVG.
  - There was a Guest Lecture on "IBS" by Dr.E.R.Siddesh, Gastroenterologist, which was held on 26th November 2019 at Bapuji Medicine Department Seminar Hall. The Session was Chaired by Dr.K.V. Chandrashekar, Professor & HOD of General Medicine, JJMMC, DVG

### ACADEMIC BODY ACTIVITIES

Inaugural Function of Academic body and Guest lecture on Research Funding Agencies and Writing Skill for good grant proposals was conducted on 25/10/2019 from 3.30pm to 5.30pm at Library auditorium. Dr.Rangaswamy B E Dean Research and Development Prof and HOD of Biotechnology BIET, DAVANGERE was the guest speaker


The programme was presided by Academic Body President and Principal JJMMC Dr.Murugesh S B and Academic Body Secretary Dr.Hanumanthappa A R. More than 300 doctors attended the program.




## UNDERGRADUATE ACTIVITIES



*MS. GAYANA SREENIVASAN*



*MR. NIHAL NATARAJ*



*MS. SHREYA PRAKASH SANKALLAPPA*

Miss Gayana Sreenivasan, Mr Nihal Nataraj and Miss Shreya Prakash Sankallappa have successfully completed their short term student projects and have been awarded certificates by ICMR

- **Miss Gayana Sreenivasan**

Guide- Dr Santhosh C S, Professor & Head of Forensic Medicine

Title-To compare and correlate the dermatoglyphic patterns (finger print and palm patterns)among normal individuals and patients with type 2 Diabetes Mellitus attending Medicine OPD at Bapuji Hospital

- **Mr Nihal Nataraj**

Guide- Dr Suresh Hanagvadi, Professor of Pathology

Title-The impact of consanguinity on genetic inheritance of Hemophilia.

- **Miss Shreya Prakash Sankallappa**

Guide-Dr Gayathri Aradhya, Professor of Paediatrics

Title: Validation of indirect markers of sepsis with relation to blood culture for diagnosis of neonatal sepsis



### JDA WORKSHOP



### **JJM Medical College achievement in sports for the year 2019 – 2020**

#### **RGUHS Trophy's and medals**

#### **RGUHS Single Zonal tournaments**

1. Runners Single zone Ball badminton (M) Championship 2019-20
2. 2 Gold and 1 Silver medal in RGUHS Single Zone Body Building, Weight lifting and Power lifting Competition 2019-20 to N VS R R Phani Krishna
3. Bronze medal in RGUHS Inter Collegiate Athletics meet
4. Runners Single Zone Netball (W) Championship 2019-20

#### **RGUHS Representation :**

1. Aishwarya S M – Football
2. Channa Mallappa P - Football
3. Tarun C M – Shuttle Badminton
4. Shams Ahamed – Volleyball
5. Maruthi K – Kho-kho
6. Sunil Naik – Cricket
7. Likith B P – Cricket
8. Harikrishnan – Athletics
9. Ramesh Narasappa Teli – Ballbadminton
10. Vikas G K – Ballbadminton
11. Raveena Chowdary - Netball
12. Divya Jain - Netball
13. Smitha C K - Netball
14. Harshitha Jain - Netball
15. Chinmayi Hiremath - Netball
16. Rohan V Haller - Netball







**CASE REPORT DERMATOFIBROSARCOMA PROTRUBERANS : A RARE CASE STUDY** Dr J T Basavaraj<sup>1</sup>, Dr Ravikiran H V<sup>2\*</sup>, Dr Harshith Hegde<sup>3</sup>, Dr Abhinav Kumar Rai<sup>4</sup> <sup>1</sup>Professor <sup>2\*</sup>, <sup>4</sup>Post Graduate Student <sup>4</sup>Associate Professor Department of General Surgery

### INTRODUCTION:

Dermatofibrosarcoma Protuberans (DFSP) is a rare soft tissue sarcoma that develops in the deep layers of skin. The incidence ranges from 0.5 to 1:1,00,000. It can present at birth or in childhood, most commonly between 20 to 30 years. De-regulated expression of PDGFB, autocrine stimulation of PDGFR is the molecular event. It may occur following trauma, arising from scars, burns or vaccination sites. Mohs micrographic surgery is effective or Complete local surgical resection with 1-3cm margins. If margins are positive, radiotherapy is advised. IMATINIB tried in locally advanced and metastatic condition. Presents on trunk and proximal extremities, rarely on head and neck. Usually remains asymptomatic for years. 30 to 50 % recur locally after simple excision and even with 1-3cm margin excision. Metastasis are extremely rare, usually to lung with poor prognosis.



### CASE REPORT :

- Here is a 60 year old female patient THIMMAKKA, came to Chigateri hospital Davangere, with complaints of swelling over the upper abdomen since 11 years, no other symptoms related to it.
- No past history, no co morbidity. Vitals were stable.
- Local examination : Non tender, horizontally oval swelling of size 9\*5cm over the epigastric region, nodular surface with grooves in-between , firm to hard consistency, irregular and hyper pigmented borders, not mobile, skin was not pinchable over it, no pulsations.
- Wide local excision with 2cm margin with approximation of the skin done .Swelling was very vascular with deep local infiltrations intraoperatively. Sent for histopathology.
- Histopathology report came as Dermatofibrosarcoma Protruberans DFSP and Patient advised for further follow up as the recurrence rate is more.

### DISCUSSION:

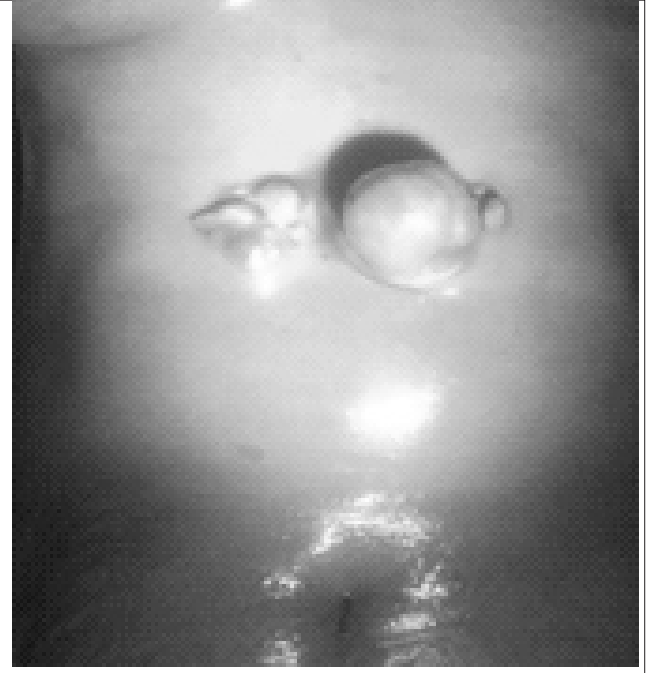
- Its incidence ranges from 0.5 to 1 : 1,00,000 : So this is one of the rare case.  
It can present at birth or childhood, most commonly 20 to 30 years : But here the patient age is 60 years old.
- It may occur following trauma, arising from scars , burns or vaccination sites : In this case there is no such past history.  
Mohs micrographic surgery is effective, Here we did Wide Local Excision with 2 cm margin, with no recurrence even 6 months after the surgery(as in the figure).

### CONCLUSION:

- Dermatofibrosarcoma protruberans (DFSP) over epigastric region is a very rare soft tissue sarcoma , which was symptomless for 11years, without any significant past history and was confirmed by Histopathology report after Wide Local Excision.
- No recurrence noted even 6 months after the surgery at operated site.







1. Clinical image of DFSP.
2. Intraop findings of DFSP.
3. Specimen sent for HPE.
4. Operated site on POD-4
5. NO RECURRENCE at operated site

## ಕನ್ನಡ ರಾಜ್ಯೋತ್ಸವ ಸಮಾರಂಭ “ನುಡಿ ತರಂಗ” 2019

ಜ.ಜ.ಮು. ವೈದ್ಯಕೀಯ ಮಹಾವಿದ್ಯಾಲಯ ಹಾಗೂ ವಿದ್ಯಾರ್ಥಿ ಸಂಘದ ವತಿಯಿಂದ ನವೆಂಬರ್ 28ರಂದು ಕನ್ನಡ ರಾಜ್ಯೋತ್ಸವವನ್ನು ವಿದ್ಯಾಲಯದ ಗ್ರಂಥಾಲಯದ ಸಭಾಂಗಣದಲ್ಲಿ ಆಚರಿಸಲಾಯಿತು. ಈ ಸಮಾರಂಭಕ್ಕೆ ದಾವಣಗೆರೆ ಜಿಲ್ಲಾ ಕನ್ನಡ ಸಾಹಿತ್ಯ ಪರಿಷತ್ತಿನ ಅಧ್ಯಕ್ಷರಾದ ಡಾ|| ಮಂಜುನಾಥ ಕುರ್ಕಿರವರು ಮುಖ್ಯ ಅತಿಥಿಗಳಾಗಿ ಆಗಮಿಸಿದ್ದರು. ಜ.ಜ.ಮು. ವೈದ್ಯಕೀಯ ಮಹಾವಿದ್ಯಾಲಯದ ಪ್ರಾಚಾರ್ಯರಾದ ಡಾ|| ಮುರುಗೇಶ್ ಎಸ್.ಬಿ.ರವರು ಅಧ್ಯಕ್ಷತೆ ವಹಿಸಿದ್ದರು, ಡಾ|| ಎಂ.ಜಿ ರಾಜಶೇಕರಪ್ಪ, ನಿರ್ದೇಶಕರು ಸಾಮಾನ್ಯ ಆಡಳಿತ ವಿಭಾಗ, ವೇದಿಕೆ ಮೇಲೆ ಉಪಸ್ಥಿತರಿದ್ದರು, ವಿದ್ಯಾರ್ಥಿ ಸಂಘದ ಅಧ್ಯಕ್ಷರಾದ ಡಾ|| ಬಸವರಾಜ್ ಜಿ.ಸಿ.ರವರು ಸ್ವಾಗತ ಭಾಷಣ ಮಾಡಿದರು. ಸಮಾರಂಭದಲ್ಲಿ (ಐ.ಸಿ.ಎಂ.ಆರ್.) ಅಕಿಲ ಭಾರತ ವೈದ್ಯಕೀಯ ಸಂಶೋಧನಾ ಸಂಸ್ಥೆಯ (ಎಸ್.ಟಿ.ಎಸ್.) ಅಲ್ಪಕಾಲ ವಿದ್ಯಾರ್ಥಿ ವೇತನಕ್ಕೆ ಆಯ್ಕೆಯಾಗಿ ಸಂಶೋಧನೆಯನ್ನು ಪೂರ್ಣಗೊಳಿಸಿದ ವಿದ್ಯಾರ್ಥಿಗಳನ್ನು ಸನ್ಮಾನಿಸಲಾಯಿತು. ಮುಖ್ಯ ಅತಿಥಿಗಳಾದ ಡಾ|| ಮಂಜುನಾಥ ಕುರ್ಕಿರವರು ಕನ್ನಡ ಭಾಷೆ ಬೆಳೆದುಬಂದ ರೀತಿ ಹಾಗೂ ಕನ್ನಡ ಭಾಷೆಯ ಅಳಿವು ಉಳಿವಿನ ಬಗ್ಗೆ ತಮ್ಮ ವಾಕ್‌ಜರಿಯಿಂದ ಸಭಿಕರನ್ನು ಮಂತ್ರ ಮುಗ್ಧಗೊಳಿಸಿದರು. ವೇದಿಕೆಯ ಮೇಲೆ ಆಸೀನರಾಗಿದ್ದ ಗಣ್ಯರು ಮುಖ್ಯ ಅತಿಥಿಗಳನ್ನು ಸನ್ಮಾನಿಸಿದರು. ಡಾ|| ಅನುರೂಪ ಪ್ರಾಧ್ಯಾಪಕರು ವಂದನಾರ್ಪಣೆ ಮಾಡಿದರು. ಸಭೆಯಲ್ಲಿ ವಿದ್ಯಾಲಯದ ಎಲ್ಲಾ ಭೋಧಕರು ಹಾಗೂ ಭೋಧಕೇತರ ಸಿಬ್ಬಂದಿಗಳು, ಹಾಗೂ ವಿದ್ಯಾರ್ಥಿಗಳು ಉಪಸ್ಥಿತರಿದ್ದರು. ವಿದ್ಯಾರ್ಥಿಗಳು ವರ್ಣರಂಜಿತ ಸಾಂಸ್ಕೃತಿಕ ಕಾರ್ಯಕ್ರಮಗಳಿಂದ ಪ್ರೇಕ್ಷಕರನ್ನು ರಂಜಿಸಿದರು.

## KANNADA RAJYOTHSAVA CELEBRATION



## JDA INAUGURATION



## CME-DAVANGERE OBSTETRIC AND GYNAECOLOGIC SOCIETY



### ATTENTION PLEASE

The submission for the next issue (April 2020) of the News letter should be done before 10<sup>th</sup> March 2020. All the Photos should be in JPEG format. Please send the copy of the material in the form of soft copy as well as hard copy through the department co-ordinator within the stipulated time and cooperate.



## CME AND WORKSHOP ON RHINOPLASTY SURGERY



## CME -MEDICINE

